

# **FUJITSU Software Systemwalker Software Configuration Manager**

## **Documentation Road Map**

Windows/Linux

B1X1-0124-07ENZ0(00)  
August 2016

# Preface

---

## Purpose of this Document

Please ensure that you read this document before using Systemwalker Software Configuration Manager.

## Export Restrictions

Exportation/release of this document may require necessary procedures in accordance with the regulations of your resident country and/or US export control laws.

## Issue Date and Version

Version	Manual code
July 2012: First edition	B1X1-0124-02ENZ0(00) / B1X1-0124-02ENZ2(00)
January 2013: Second edition	B1X1-0124-03ENZ0(00) / B1X1-0124-03ENZ2(00)
March 2014: Third edition	B1X1-0124-04ENZ0(00) / B1X1-0124-04ENZ2(00)
August 2014: Fourth edition	B1X1-0124-05ENZ0(00) / B1X1-0124-05ENZ2(00)
November 2015: Fifth edition	B1X1-0124-06ENZ0(00) / B1X1-0124-06ENZ2(00)
August 2016: Sixth Edition	B1X1-0124-07ENZ0(00) / B1X1-0124-07ENZ2(00)

## Copyright

Copyright 2010-2016 FUJITSU LIMITED

# Contents

---

Chapter 1 Structure of the Manuals.....	1
1.1 Manuals Provided with this Product.....	1
1.2 Related Manuals.....	1
Chapter 2 Using the Manuals.....	2
2.1 How to Use the Manuals.....	2
2.2 Manual Titles.....	7
2.3 Operating System-specific Information.....	8
2.4 Treatment of GUI Components and Symbols Used in Command Descriptions.....	8
2.5 Symbols Used in the Manuals.....	9

# Chapter 1 Structure of the Manuals

This chapter explains how to use the manuals for Systemwalker Software Configuration Manager.

## 1.1 Manuals Provided with this Product

The following manuals are stored in PDF format on the product DVD. These manuals can be viewed either directly from the DVD or by copying them to the hard disk first. Adobe Reader is required to view the manuals.

Document title	Purpose and usage
Documentation Road Map	Use this document to find out which manual to read, and the order in which manuals should be read.
Release Notes	Use this document to learn an overview of the functions that have been added to the product.
Technical Guide	Use this document to gain an overview of the product, as well as the fundamental knowledge required to use and operate the product.
Installation Guide	Use this document when installing or uninstalling the product, or when setting up the environment or canceling the environment settings.
Developer's Guide	Use this document to independently develop definitions for software and parameters to be managed by the product.
Operation Guide	Use this document to learn how to use the product during operations and how to set up operations.
Operator's Guide	Use this document to learn the procedures for operating the management console to manage patches, manage software parameters and reference software configuration information.
Reference Guide	Use this document to learn more about the commands and files provided for this product.
Parameter Reference	Use this document to learn more about the parameter information provided by this product.
Message Guide	Use this document to reference information about the actions to take in response to each message.
Glossary	Use this document to find out important terms and product-specific terms.
Express User's Guide	Use this document to learn about the overview of Systemwalker Software Configuration Manager Express, as well as how to install, operate, and manage it.
Troubleshooting Guide	Use this document to learn how to address problems.

## 1.2 Related Manuals

When using this product to manage servers deployed by ServerView Resource Orchestrator, refer also to the manuals for the following linked product.

- ServerView Resource Orchestrator Cloud Edition

# Chapter 2 Using the Manuals

This chapter explains how to use the manuals.

## 2.1 How to Use the Manuals

This section explains how to use the manuals for each of the operations performed by readers.

↓ indicates the manuals that must be read by each person involved, and the order in which they must be read.

### Point

#### User roles

When using this product it is assumed that the user roles can be classified as follows:

##### Infrastructure administrator

- Sets up and maintains Systemwalker Software Configuration Manager.
- Defines the managed servers for Systemwalker Software Configuration Manager.
- Defines policies for managing Windows patches, releases the patches obtained from Microsoft Windows Server Update Services (WSUS), and determines the classification levels.
- Obtains Linux OS patches and registers them with yum (Yellowdog Updater Modified) repository servers.
- Obtains patches for Fujitsu middleware and registers them with Systemwalker Software Configuration Manager.
- Defines the parameters to be collected from the software and the parameters to be configured in it.
- It is possible to use the management console to reference the patch application status, software parameter setting values, and configuration information of hardware and software for all the servers in the data center.

##### Dual-role administrator

- Acts as both an infrastructure administrator and a tenant administrator.

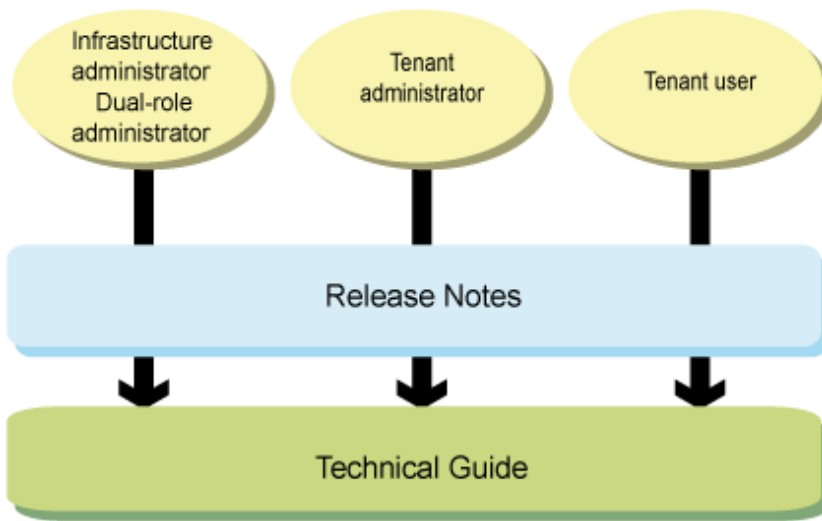
##### Tenant administrator

- Uses the management console to apply patches to the servers within their tenancy.
- Uses the management console to configure parameters in software on servers belonging to their tenancy.
- Uses the management console to reference the patch application status, software parameter setting values, and software configuration information for the servers within their tenancy.

##### Tenant user

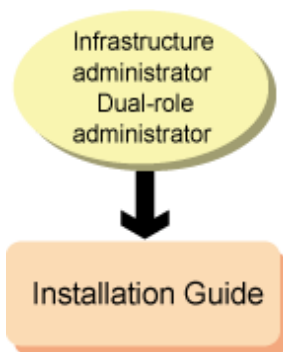
- Uses the management console to apply patches to the servers they manage themselves.
- Uses the management console to configure parameters in software on servers they manage themselves.
- Uses the management console to reference the patch application status, software parameter setting values, and software configuration information for servers they manage themselves.

## Understanding Systemwalker Software Configuration Manager



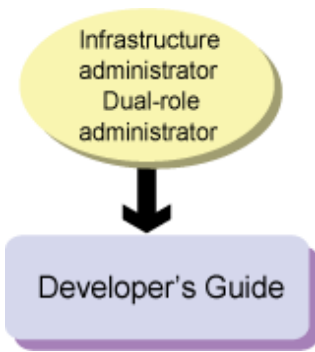
Document title	Reader task
Release Notes	- To find out about functions that have been added since the previous version
Technical Guide	- To gain an overview and learn basic terminology of Systemwalker Software Configuration Manager - To gain an overview of the functions of Systemwalker Software Configuration Manager - To learn the operating environment of Systemwalker Software Configuration Manager

## Installing Systemwalker Software Configuration Manager



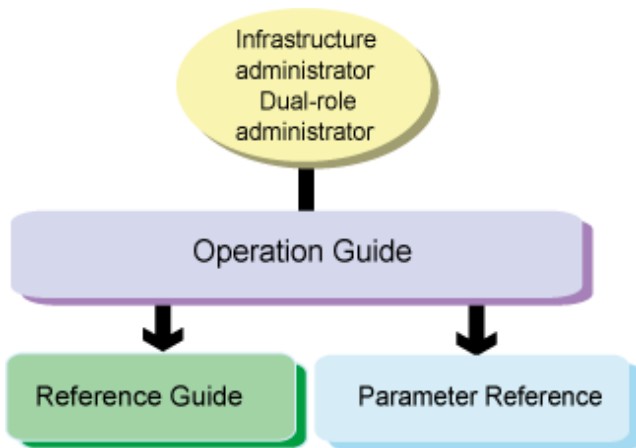
Document title	Reader task
Installation Guide	- To learn the overall flow of the installation procedure - To install or uninstall the product - To set up the product or cancel the setup

### Independently developing definitions for software to be managed



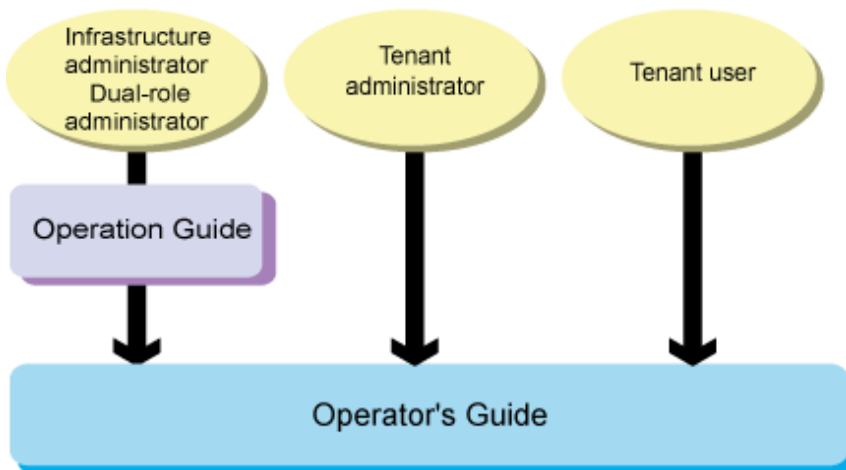
Document title	Reader task
Developer's Guide	<ul style="list-style-type: none"> <li>- To independently develop the following definitions for software to be managed by the product:</li> <li>- Software information</li> <li>- Parameter information</li> </ul>

### Defining parameters to be configured in the software



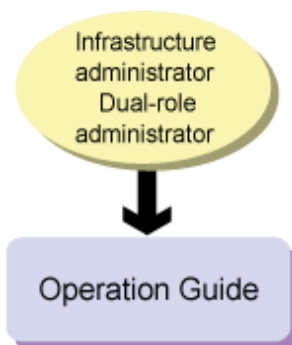
Document title	Reader task
Operation Guide	- To learn how to define parameters to be configured in the software
Reference Guide	- To find out the details about management commands for predefined parameters
Parameter Reference	- To find out detailed information about parameters

## Operating Systemwalker Software Configuration Manager



Document title	Reader task
Operation Guide	<ul style="list-style-type: none"> <li>- Find out the operating procedures for patch management</li> <li>- Find out the operating procedures for software parameter management</li> <li>- Learn how to set up operations</li> </ul>
Operator's Guide	<ul style="list-style-type: none"> <li>- Perform the following operations using the management console: <ul style="list-style-type: none"> <li>- Apply patches and confirm their application</li> <li>- Configure software parameters and confirm the set values</li> <li>- Viewing software configuration information for servers</li> </ul> </li> </ul>

## Performing maintenance work on Systemwalker Software Configuration Manager



Document title	Reader task
Operation Guide	<ul style="list-style-type: none"> <li>- To perform the following maintenance tasks on Systemwalker Software Configuration Manager: <ul style="list-style-type: none"> <li>- Starting and stopping Systemwalker Software Configuration Manager</li> <li>- Collecting logs</li> <li>- Backup and restoration</li> </ul> </li> </ul>

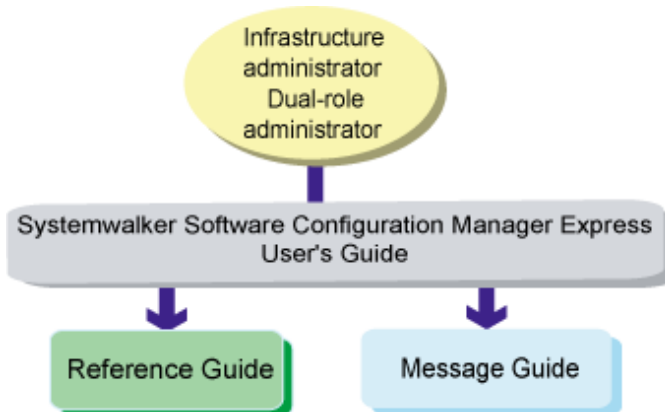


## Troubleshooting



Document title	Reader task
Troubleshooting Guide	<ul style="list-style-type: none"> <li>- To collect data for investigating problems</li> <li>- To find out the causes of problems and take action</li> </ul>

## Using Systemwalker Software Configuration Manager Express



Document title	Reader task
Express User's Guide	<ul style="list-style-type: none"> <li>- Find out about the product overview</li> <li>- To learn how to install the product</li> <li>- To learn how to manage the product</li> <li>- To learn how to operate the product</li> </ul>
Reference Guide	<ul style="list-style-type: none"> <li>- To learn the details of commands</li> </ul>
Message Guide	<ul style="list-style-type: none"> <li>- To learn the details of messages</li> </ul>

## Information

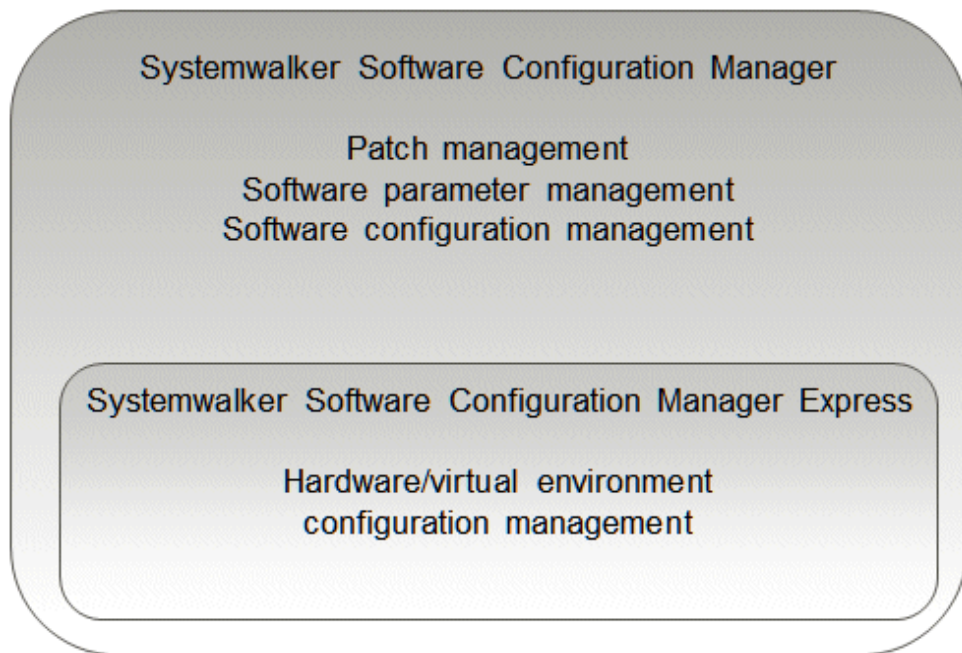
### About the Product Line-up

As an edition of Systemwalker Software Configuration Manager, the following product provides only the configuration management functions for hardware/virtual environments.

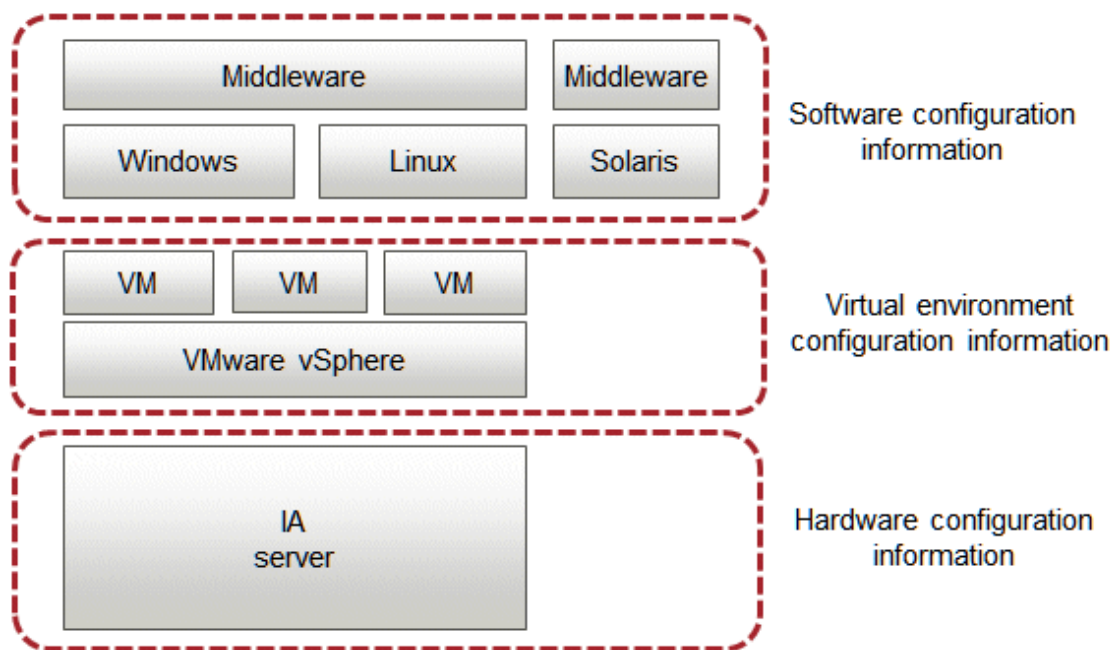
- Systemwalker Software Configuration Manager Express

Automatically collects the configuration information of hardware (chassis/servers) and virtual environments (hypervisor/guest OS) and stores it in the CMDB for management.

The functions provided by Systemwalker Software Configuration Manager Express are as shown below.



The relationships between hardware configuration information, virtual environment configuration information, and software configuration information are as shown below.



## 2.2 Manual Titles

The titles of the Systemwalker Software Configuration Manager manuals are sometimes abbreviated by omitting the initial "Systemwalker Software Configuration Manager", as below.

Formal title	Abbreviation
Systemwalker Software Configuration Manager Documentation Road Map	Documentation Road Map
Systemwalker Software Configuration Manager Release Notes	Release Notes
Systemwalker Software Configuration Manager Technical Guide	Technical Guide
Systemwalker Software Configuration Manager Installation Guide	Installation Guide
Systemwalker Software Configuration Manager Developer's Guide	Developer's Guide
Systemwalker Software Configuration Manager Operation Guide	Operation Guide
Systemwalker Software Configuration Manager Operator's Guide	Operator's Guide
Systemwalker Software Configuration Manager Reference Guide	Reference Guide
Systemwalker Software Configuration Manager Parameter Reference	Parameter Reference
Systemwalker Software Configuration Manager Message Guide	Message Guide
Systemwalker Software Configuration Manager Glossary	Glossary
Systemwalker Software Configuration Manager Software Parameter Setting Guide for ServerView Resource Orchestrator	Software Parameter Setting Guide for ServerView Resource Orchestrator
Systemwalker Software Configuration Manager Express User's Guide	Express User's Guide
Systemwalker Software Configuration Manager Troubleshooting Guide	Troubleshooting Guide

## 2.3 Operating System-specific Information

---

In the manuals, information that is only relevant to particular operating systems is distinguished from common information by attaching the following symbols.

*Section title* [Windows]

This indicates that the entire explanation below the section header only applies to Windows.

*Section title* [Linux]

This indicates that the entire explanation below the section header only applies to Linux.

*Section title* [Solaris]

This indicates that the entire explanation below the section header only applies to Solaris.

There are also descriptions that apply only to one particular operating system, in which case the explanation will be qualified by saying "For Windows...", "For Linux...", or "For Solaris".

## 2.4 Treatment of GUI Components and Symbols Used in Command Descriptions

---

### Use of bold fonts

The names of the windows, menu options and screen items provided by Systemwalker Software Configuration Manager are highlighted in bold.

### Symbols used in command descriptions

The following symbols are used in command descriptions:

**Entry example**

[ <b>PARA</b> ={ <b>a</b>   <b>b</b>   <b>c</b>  ...}]
--

### Meaning of each symbol

Symbol	Meaning
[ ]	Items enclosed in square brackets are optional.
{ }	One of the items enclosed in braces must be selected.
—	When all optional items enclosed in square brackets [ ] are omitted, the default value indicated by an underscore (_) is used.
	One of the items separated by vertical bars must be selected.
...	The item immediately preceding the ellipsis (...) can be specified repeatedly.

## 2.5 Symbols Used in the Manuals

---

The following symbols are used in the manuals.

### Note

Provides information that requires particular attention

### Point

Explains key items that will provide the reader with a deeper understanding of the topic

### Information

Provides information that is useful to know

### See

Directs the reader to important related information

### Example

Provides examples such as those for entry and operation