

FUJITSU Software

Interstage AR Processing Server V1.0

A horizontal decorative band with a dark red background and glowing, swirling white and light red lines that create a sense of motion and depth.

Documentation Road Map

B1WS-1104-01ENZ0(00)
January 2014

Preface

Purpose of this document

This document describes the manuals provided with Interstage AR Processing Server, the information provided in each of them, and lists the manuals that should be consulted by each user role.

Intended readers

This document is intended for users who would like to know more about the manuals provided with Interstage AR Processing Server.

Structure of this document

This document is structured as follows:

[Chapter 1 Manuals](#)

Describes the manuals provided with Interstage AR Processing Server.

[Chapter 2 Using the manuals](#)

Explains which manuals should be consulted for different tasks and roles.

Abbreviations

This manual uses the following abbreviations for the operating systems:

Official name	Abbreviation	
Microsoft Windows Server 2012 Foundation	Windows Server 2012	Windows
Microsoft Windows Server 2012 Standard		
Microsoft Windows Server 2012 Datacenter		
Microsoft Windows Server 2008 R2 Standard	Windows Server 2008 R2	
Microsoft Windows Server 2008 R2 Enterprise		
Microsoft Windows Server 2008 R2 Datacenter		
Microsoft Windows Server 2008 R2 Foundation		
Red Hat Enterprise Linux 6(for Intel64)	Linux	

Notations

In this manual, text that must be replaced by the user is denoted in *italicsWithMixedCase* (for example, *installDir*).

Trademarks

- Access, Excel, PowerPoint and Word are products of Microsoft Corporation in the United States.
- Adobe, Acrobat, Adobe Reader, Acrobat Reader, the Adobe logo, Adobe AIR, Flash and Flash Player are registered trademarks or trademarks of Adobe Systems Incorporated in the United States and other countries.
- Android is a registered trademark of Google Inc.
- Eclipse is an open platform for the development tool integration constructed by Eclipse Foundation, Inc. that is an open community of the development tool provider.
- Internet Explorer, the Microsoft Internet Explorer logo, Microsoft, Windows, Windows Server and other names and product names of Microsoft products are either registered trademarks or trademarks of Microsoft Corporation in the United States and/or other countries.
- Interstage is a registered trademark of Fujitsu Limited.
- iOS is a trademark of Apple Inc.

- Oracle and Java are registered trademarks of Oracle and/or its affiliates. Other company names and/or product names appearing in this document may also be trademarks or registered trademarks of their respective companies.
- QuickTime and the QuickTime logo are trademarks of Apple Inc., registered in the United States and other countries.
- Xeon and Xeon Inside are trademarks of Intel Corporation in the United States and other countries.
- Other company names and product names used in this document are trademarks or registered trademarks of their respective owners.

Note that system names and product names in this document are not accompanied by trademark symbols such as (TM) or (R).

Export restrictions

If this document is to be exported or provided overseas, confirm legal requirements for the Foreign Exchange and Foreign Trade Act as well as other laws and regulations, including U.S. Export Administration Regulations, and follow the required procedures.

Notice

- Information in this document may be subject to change without prior notice.
- No part of the contents of this document may be reproduced without the written permission of Fujitsu Limited.
- Fujitsu assumes no responsibility for infringement of any patent rights or other rights of third parties arising from use of information in the manual.

Issue date

January 2014

Copyright

Copyright 2014 FUJITSU LIMITED

Contents

Chapter 1 Manuals.....	1
1.1 Product.....	1
1.2 Manuals provided with the product.....	1
Chapter 2 Using the manuals.....	2
2.1 Using the manuals (task-based).....	2
2.1.1 Understanding the product.....	2
2.1.2 Installing the product.....	3
2.1.3 Developing applications using this product.....	3
2.1.4 Managing system data.....	4
2.1.5 Maintaining the system.....	4
2.1.6 Using the product.....	5
2.2 How to use the manuals (role-based).....	5

Chapter 1 Manuals

This chapter describes the manuals supplied with Interstage AR Processing Server.

1.1 Product

The manuals listed herein apply to the following product:

- Interstage AR Processing Server

1.2 Manuals provided with the product

The following manuals are stored on the DVD-ROM supplied with the product, in the formats listed below - they can be viewed directly from the DVD-ROM or copied to the hard drive (Adobe Reader is required to read the PDF files):

Manual title	Format	Purpose and usage
Documentation Roadmap (this manual)	PDF	Describes which manual to refer to for a given purpose and the reading sequence.
Overview	PDF	Provides an overview of the product.
Developer's Guide	PDF	Explains how to develop applications using the product.
Reference Guide	PDF	Reference guide to the JavaScript libraries, WebAPI and commands provided by the product.
JavaScript Library Reference	HTML	Reference guide to the JavaScript libraries provided by the product.
Installation Guide	PDF	Explains how to install, uninstall, set up, and remove the setup for the product.
Operator's Guide	PDF	Describes the tasks involved in operating and managing the product.
Messages	PDF	Explains the meaning of the messages output by the product, and how to respond to them.

Chapter 2 Using the manuals

This chapter explains how to use the manuals provided with Interstage AR Processing Server. Refer to the table in each section for information on which manual to consult, according to the purpose and usage.

Point

Roles of the people who use Interstage AR Processing Server

The explanations of Interstage AR Processing Server assume that the roles of the people using this product can be classified as follows:

System developer

Performs design, development and testing of applications that run in Interstage AR Processing Server.

System operation administrator

Performs maintenance tasks, such as installation and setup of Interstage AR Processing Server, and starting or stopping the server.

Data administrator

Manages data required for the Interstage AR Processing Server system.

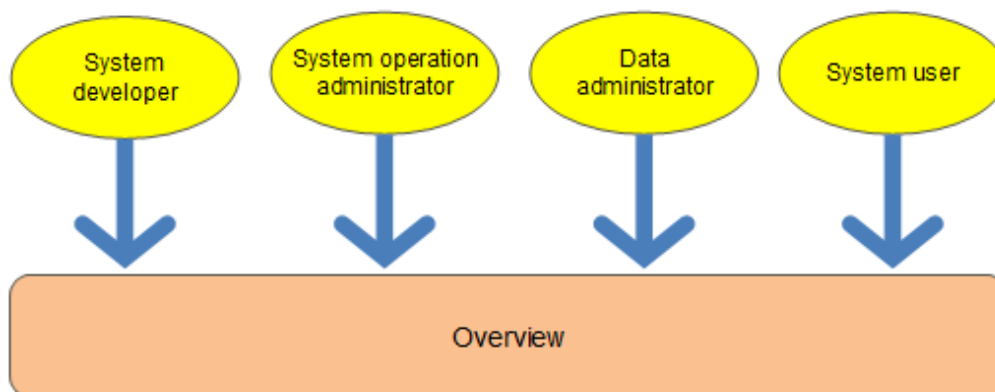
System user

Uses business applications that run in Interstage AR Processing Server.

2.1 Using the manuals (task-based)

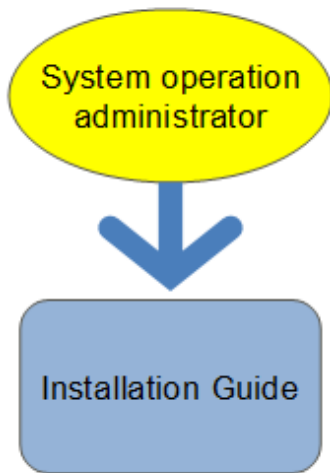
This section describes which manuals to consult according to the task.

2.1.1 Understanding the product



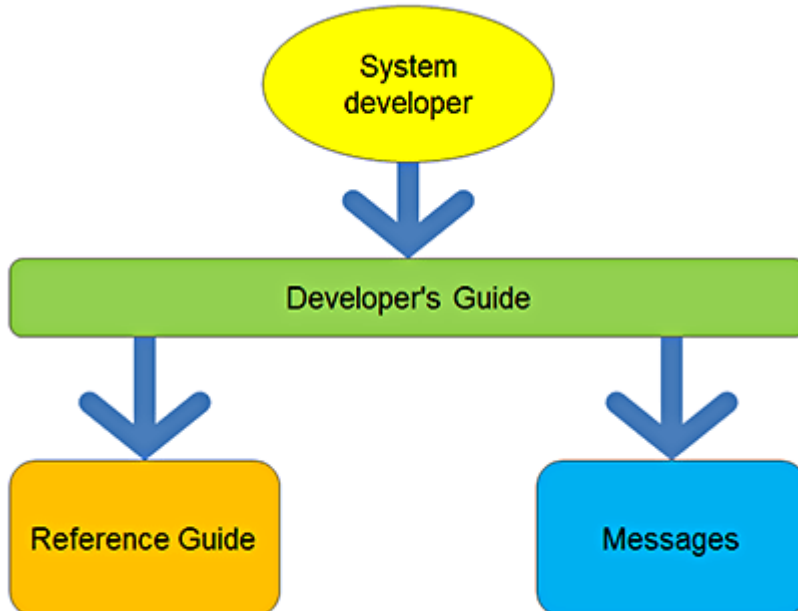
Target readers	Relevant manual	Task details
System developer System operation administrator Data administrator System user	Overview	- Obtaining an overview of the product. - Understanding the product's operating environment.

2.1.2 Installing the product



Target readers	Relevant manual	Task details
System operation administrator	Installation Guide	<ul style="list-style-type: none"> - Understanding the workflow for installing the product. - Installing/uninstalling the product. - Setting up/removing the setup for the product.

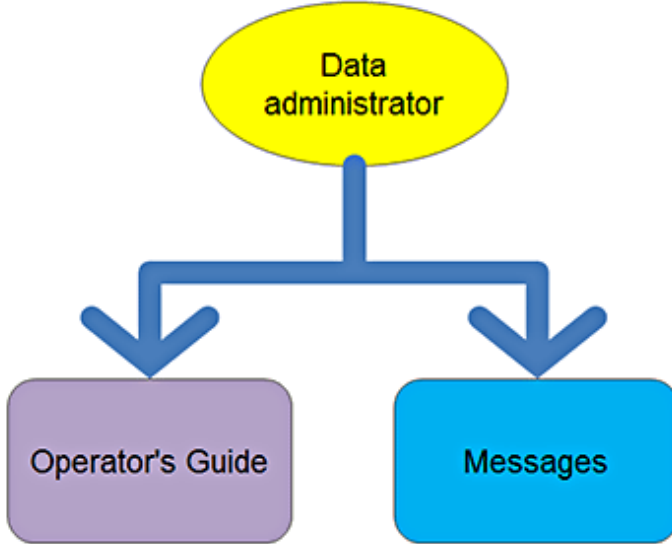
2.1.3 Developing applications using this product



Target readers	Relevant manual	Task details
System developer	Developer's Guide	<ul style="list-style-type: none"> - Understanding the application development tasks for the product. - Understanding how to run sample applications.
	Reference Guide	<ul style="list-style-type: none"> - Understanding the WebAPI and JavaScript libraries provided by the product.

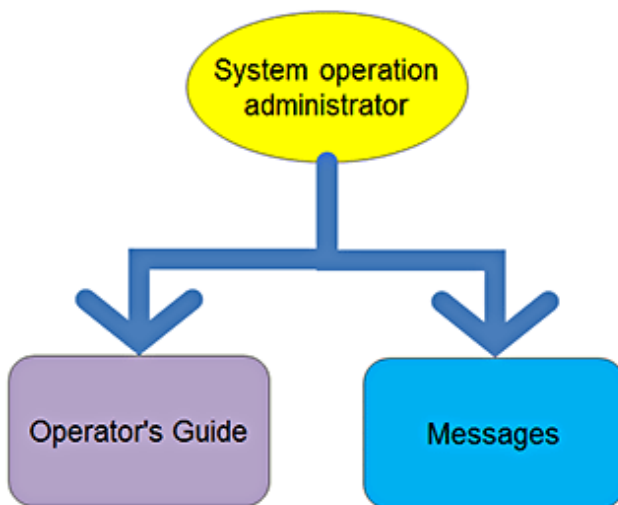
Target readers	Relevant manual	Task details
	Messages	- Understanding the messages returned by the system.

2.1.4 Managing system data



Target readers	Relevant manual	Task details
Data administrator	Operator's Guide	- Understanding the workflow for managing system data. - Understanding how to use the data management console.
	Messages	- Understanding how to use the data management console and authoring.

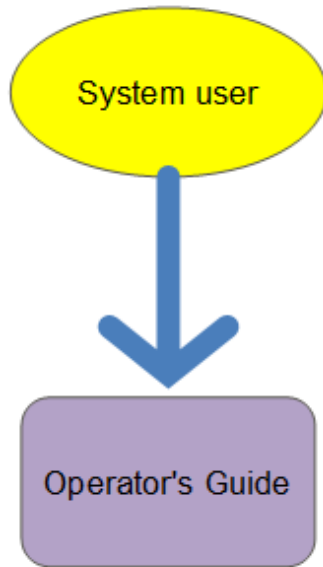
2.1.5 Maintaining the system



Target readers	Relevant manual	Task details
System operation administrator	Operator's Guide	- Understanding the maintenance work to be performed for Interstage AR Processing Server:

Target readers	Relevant manual	Task details
		<ul style="list-style-type: none"> - Performing a backup and restore. - Stopping/starting the server.
	Messages	<ul style="list-style-type: none"> - Understanding the messages returned by the system.

2.1.6 Using the product



Target readers	Relevant manual	Task details
System users	Operator's Guide	<ul style="list-style-type: none"> - Understanding how to use features provided by the product, such as smart authoring.

2.2 How to use the manuals (role-based)

This section describes which manuals to consult according to the role.

	System developer	System operation administrator	Data administrator	System user
Overview	Overview			
Installation		Installation Guide		
Development	Developer's Guide Reference Guide JavaScript Library Reference Messages			
Operation			Operator's Guide Messages	Operator's Guide
Maintenance		Operator's Guide Messages		