

Systemwalker Runbook Automation

A decorative horizontal band with a dark blue background and abstract, glowing green and cyan wave-like patterns and light streaks.

Structure and Overview of Manuals

Windows/Linux

B1X1-0111-02ENZ0(00)
July 2012

Preface

Be sure to read this document before using Systemwalker Runbook Automation.

Abbreviations and Generic Terms Used

- The term "Windows(R) 7" refers to the following products:
 - Windows(R) 7 Home Premium(x86)
 - Windows(R) 7 Professional(x86)
 - Windows(R) 7 Ultimate(x86)
 - Windows(R) 7 Home Premium(x64)
 - Windows(R) 7 Professional(x64)
 - Windows(R) 7 Ultimate(x64)
- The term "Windows Server 2008" refers to the following products:
 - Microsoft(R) Windows Server(R) 2008 R2 Standard(x64)
 - Microsoft(R) Windows Server(R) 2008 R2 Enterprise(x64)
 - Microsoft(R) Windows Server(R) 2008 R2 Datacenter(x64)
 - Microsoft(R) Windows Server(R) 2008 Standard(x86)
 - Microsoft(R) Windows Server(R) 2008 Enterprise(x86)
 - Microsoft(R) Windows Server(R) 2008 Standard(x64)
 - Microsoft(R) Windows Server(R) 2008 Enterprise(x64)
 - Microsoft(R) Windows Server(R) 2008 Datacenter(x64)
 - Microsoft(R) Windows Server(R) 2008 Standard without Hyper-V(x86)
 - Microsoft(R) Windows Server(R) 2008 Enterprise without Hyper-V(x86)
 - Microsoft(R) Windows Server(R) 2008 Datacenter without Hyper-V(x64)
- The term "Windows Vista (R)" refers to the following products:
 - Windows Vista(R) Home Basic(x86)
 - Windows Vista(R) Home Premium(x86)
 - Windows Vista(R) Business(x86)
 - Windows Vista(R) Ultimate(x86)
 - Windows Vista(R) Enterprise(x86)
 - Windows Vista(R) Business(x64)
 - Windows Vista(R) Ultimate(x64)
- The term "Windows Server 2003" refers to the following products:
 - Microsoft(R) Windows Server(R) 2003, Standard Edition
 - Microsoft(R) Windows Server(R) 2003, Enterprise Edition
 - Microsoft(R) Windows Server(R) 2003, Standard x64 Edition
 - Microsoft(R) Windows Server(R) 2003, Enterprise x64 Edition
 - Microsoft(R) Windows Server(R) 2003 R2, Standard Edition
 - Microsoft(R) Windows Server(R) 2003 R2, Enterprise Edition

- Microsoft(R) Windows Server(R) 2003 R2, Standard x64 Edition
- Microsoft(R) Windows Server(R) 2003 R2, Enterprise x64 Edition
- The term "Windows(R) XP" refers to the following products:
 - Microsoft(R) Windows(R) XP Professional x64 Edition
 - Microsoft(R) Windows(R) XP Professional
 - Microsoft(R) Windows(R) XP Home Edition
- The Oracle Solaris Operating System may be referred to as Solaris, Solaris Operating System or Solaris OS.
- Microsoft (R) Cluster Server and Microsoft (R) Cluster Service are referred to as MSCS.
- The versions of Systemwalker Runbook Automation that run on Windows systems are referred to as the Windows version.
- The versions of Systemwalker Runbook Automation that run on Linux systems are referred to as the Linux version.

Export Restriction

If this document is to be exported or provided overseas, it is necessary to check Foreign Exchange and Foreign Trade Law, and take the necessary procedure according to these laws.

Trademarks

ITIL(R) is a registered trademark, and a registered community trademark of the Office of Government Commerce, and is registered in the US Patent and Trademark Office.

Linux is a registered trademark of Linus Torvalds.

Microsoft, Windows, Windows Server, and Microsoft Cluster Service are either registered trademarks or trademarks of Microsoft Corporation in the United States and/or other countries.

Red Hat and all Red Hat-based trademarks and logos are trademarks or registered trademarks of Red Hat, Inc. in the United States and other countries.

Oracle and Java are registered trademarks of Oracle and/or its affiliates. Other names may be trademarks of their respective owners.

UNIX is a registered trademark of The Open Group in the United States and other countries.

VMware, the VMware "boxes" logo and design, Virtual SMP and VMotion are registered trademarks or trademarks of VMware, Inc. in the United States and/or other jurisdictions.

Adobe, Adobe Reader, and Flash are either registered trademarks or trademarks of Adobe Systems Incorporated in the United States and/or other countries.

Other company names and product names are trademarks or registered trademarks of respective companies.

The company names, system names, product names and other proprietary names that appear in this document are not always accompanied by trademark symbols (TM or (R)).

This guide uses screenshots in accordance with Microsoft Corporation's guidelines.

July 2012

Revision history
March 2012: First edition
July 2012: Second edition

Copyright 2010-2012 FUJITSU LIMITED

Contents

Chapter 1 List of Manuals.....	1
Chapter 2 How to Read the Manuals.....	2
2.1 How to Use the Manuals.....	2
2.2 Conducting Task-oriented Search Across Manuals.....	5
2.3 Related Manuals.....	10
2.4 Operating System-specific Information.....	11
2.5 Symbols.....	11
2.6 Note Types Used in this Document.....	11

Chapter 1 List of Manuals

List of Systemwalker Runbook Automation manuals

This section lists the manuals bundled with Systemwalker Runbook Automation.

Electronic Manuals Bundled

The following manuals are stored on the DVD-ROM in PDF format. They can be referenced directly from the DVD-ROM or after having been copied to the HDD. Adobe Reader is required to view the manuals.

- Systemwalker Runbook Automation-specific Manuals

Manual name	Purpose and usage
Structure and Overview of Manuals	Provides an overview and structure of the Systemwalker Runbook Automation manuals.
Release Note	Use this to find out about newly-added features and compatibility information.
Technical Guide	Provides information about the product configuration, functions, operating environment, and so on.
Installation Guide	Provides information about installing or uninstalling the product, setting up the environment, and canceling the environment settings.
Operation Guide	Provides information about developing Automated Operation Processes and operation components, and about managing and running systems where Systemwalker Runbook Automation has been installed. Also, provides information about quick understanding procedure from developing to operating Systemwalker Runbook Automation with this one book.
Studio User's Guide	Provides information about developing Automated Operation Processes using Systemwalker Runbook Automation Studio (referred to as "Studio").
Reference Guide	Provides information about the commands and files provided by this product.
Message Guide	Provides information about messages and their required actions.
Cluster Setup Guide	Provides information about running Systemwalker Runbook Automation in a cluster environment.
Template Operator's Guide	Provides information about using Automated Operation Process templates provided in Systemwalker Runbook Automation.
Glossary	Explains the terms used in this product.

- Maintenance manuals

Manual name	Purpose and usage
Troubleshooting Guide	Provides information about the causes and solutions to problems.

Systemwalker Runbook Automation Help

The help can be displayed from either the Help menu or the Help button on each window of Systemwalker Runbook Automation. Refer to the Help for information on the operation and input of each window.

Chapter 2 How to Read the Manuals

This section explains how to read the manuals.

2.1 How to Use the Manuals

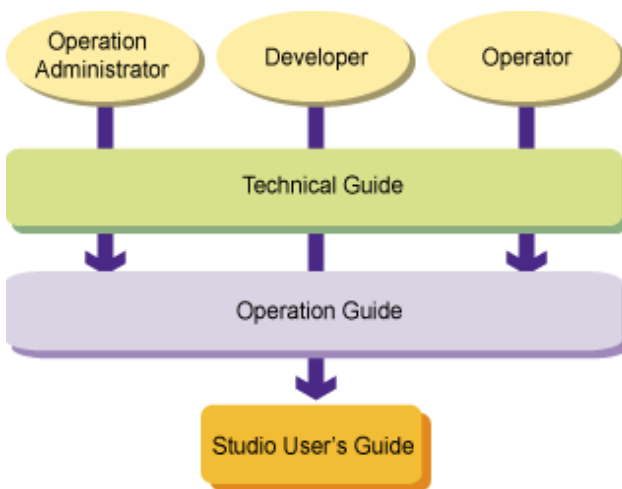
This section explains how to use the manuals according to the reader task.



The following shows the order in which manuals should be read to perform the desired task.

Understanding Systemwalker Runbook Automation

For the general procedure from developing to operating Systemwalker Runbook Automation, refer to the only *Systemwalker Runbook Automation* Operation Guide which consists to understand them quickly with one book.



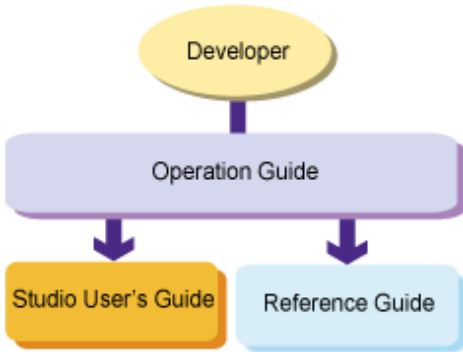
Manual name	Reader task
Technical Guide	<ul style="list-style-type: none"> - Provides an overview and a general understanding of the terms used in Systemwalker Runbook Automation - Obtain an understanding of the Systemwalker Runbook Automation operating environment - Obtain an understanding of the Systemwalker Runbook Automation limitations
Operation Guide	<ul style="list-style-type: none"> - Obtain the basic knowledge needed to run and use Systemwalker Runbook Automation - Obtain the knowledge needed to develop Automated Operation Processes and operation components - Obtain the basic knowledge needed to use Systemwalker Runbook Automation
Studio User's Guide	<ul style="list-style-type: none"> - Obtain the basic knowledge needed to use Systemwalker Runbook Automation Studio

Installing Systemwalker Runbook Automation



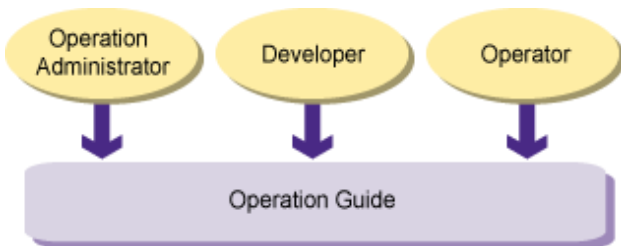
Manual name	Reader task
Installation Guide	<ul style="list-style-type: none"> - Obtain a general understanding of the installation procedure - Review the pre-installation operation design - Installation or uninstallation - Perform or cancel the setup - Check post-setup operations

Creating Automated Operation Processes and operation components



Manual name	Reader task
Operation Guide	<ul style="list-style-type: none"> - Obtain a general understanding of the development tasks - Design Automated Operation Processes - Develop Automated Operation Processes and operation components - Register and test developed Automated Operation Processes and operation components
Studio User's Guide	<ul style="list-style-type: none"> - Use Systemwalker Runbook Automation Studio to develop Automated Operation Processes and operation components
Reference Guide	<ul style="list-style-type: none"> - Obtain a detailed understanding of operation components - Obtain a detailed understanding of QuickForm

Using Systemwalker Runbook Automation



Manual name	Reader task
Operation Guide	<ul style="list-style-type: none"> - Use Systemwalker Runbook Automation for the automatic execution and monitoring of Automated Operation Processes - Manage Automated Operation Processes and operation components - Define the information needed to run Systemwalker Runbook Automation

Performing Systemwalker Runbook Automation maintenance tasks



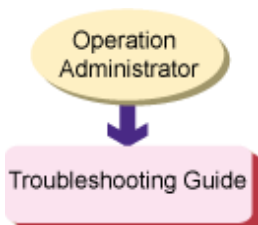
Manual name	Reader task
Installation Guide	<ul style="list-style-type: none"> - Perform the following maintenance tasks needed to run Systemwalker Runbook Automation <ul style="list-style-type: none"> - Collect logs - Backup and Restoration - Start and Stop of Systemwalker Runbook Automation - Systemwalker Runbook Automation upgrades

Changing the operating environment



Manual name	Reader task
Installation Guide	<ul style="list-style-type: none"> - Change the following Systemwalker Runbook Automation operating environments <ul style="list-style-type: none"> - Change organization/department - Add/change/delete user - Change administrator password - Change host name

Troubleshooting problems



Manual name	Reader task
Troubleshooting Guide	<ul style="list-style-type: none"> - Obtain a general understanding of the causes and solutions to problems

2.2 Conducting Task-oriented Search Across Manuals

Items are categorized according to each event that the customer wishes to find out about:

- Design
- Installation
- Development
- Settings/Operations
- Maintenance

The manual that corresponds to a particular event, and the location in the manual, can be easily looked up.

Design

Check the Systemwalker Runbook Automation features and get an overview of operations.

Item		Overview	Location in Manual	
Understanding the product overview	Overview	Overview of operations and system structure	"Technical Guide" "Overview"	
			"Cluster Setup Guide" "High-Reliability Operations"	
	Features	Feature Description	"Technical Guide" "What Can be Done with Systemwalker Runbook Automation"	
		Features added/changed in V15.0.0 and V15.1.0	"Release Note"	
	Operating Environment	Hardware Environment	"Technical Guide" "Hardware Environment"	
		Software Environment	"Technical Guide" "Software Environment"	
		Limits and suggested values	"Technical Guide" "A Limited Values"	
		Checking the port number	"Installation Guide" "Port Numbers"	
	Before installation design	Design	Deciding on the information that is required for the system structure and for operations	"Installation Guide" "Design the Operation"
				"Cluster Setup Guide" "High-Reliability Operations"
Restrictions and notes regarding coexistence with other products			"Technical Guide" "Software that Cannot Coexist"	
		"Installation Guide" "Installing Systemwalker Centric Manager"		
Estimating the disk space		Estimating database area	"Technical Guide" "Disk Capacity"	
		Estimating the disk space required for features used in the Management Server	"Technical Guide" "Disk Capacity"	
		Estimating the disk space required for features used in the Linked Server/ Relay Server	"Technical Guide" "Disk Capacity"	

Item		Overview	Location in Manual
		Estimating the disk space required for features used in the Business Server	"Technical Guide" "Disk Capacity"
		Estimating the disk space required for features used in the development computer	"Technical Guide" "Disk Capacity"
		Estimating the disk space required for features used in the Web console	"Technical Guide" "Disk Capacity"

Installation

Check Systemwalker Runbook Automation and related product installation.

Item		Overview	Location in Manual
New installations	Environment build procedure/ installation	Tuning method	"Installation Guide" "Tuning System Parameters [Linux] [Solaris]"
		Procedure for the Management Server environment build	"Installation Guide" "Installing on Management Servers"
		Procedure for the development computer environment build	"Installation Guide" "Installing on Development Computers"
		Procedure for the Linked Server/Relay Server environment build	"Installation Guide" "Installing on Linked Servers and Relay Servers"
		Procedure for the Business Server environment build	"Installation Guide" "Installing on Business Servers"
		Procedure for the Web console environment build	"Installation Guide" "Installing a Web Console"
	After the Systemwalker Runbook Automation installation	Tasks performed after Systemwalker Runbook Automation has been installed but before the environment build	"Installation Guide" "Post-installation Notes"
	Systemwalker Runbook Automation setup	Management Server setup procedure	"Installation Guide" "Setting up the Management Server"
		Linked Server setup procedure	"Installation Guide" "Setting up Linked Servers"
		Relay Server setup procedure	"Installation Guide" "Setting up Relay Servers"
		Business Server setup procedure	"Installation Guide" "Setting up Business Servers"
	Using a cluster system	Cluster system installation procedure	"Cluster Setup Guide" "Installation"

Item		Overview	Location in Manual
	Installing Operation Managed Products	Systemwalker Centric Manager installation procedure	"Installation Guide" "Installing Systemwalker Centric Manager"
		Cloud infrastructure Management Software/ Systemwalker Software Configuration Manager Configuration Manager installation procedure	"Installation Guide" "Installing Cloud Infrastructure Management Software/ Systemwalker Software Configuration Manager"
		ServerView Resource Orchestrator Cloud Edition installation procedure	"Installation Guide" "Installing ServerView Resource Orchestrator Cloud Edition"

Development

Check Systemwalker Runbook Automation development.

Item		Overview	Location in Manual	
Developing process definitions and operation components	Designing Automated Operations	How to configure Automated Operations	"Operation Guide" "Preparing for Automated Operations"	
		How to configure operation components	"Operation Guide" "Configuring the Operation Component Environment Settings (Developing an Operation Component using Perl)"	
		How to design Automated Operation Processes	"Operation Guide" "Design the Automated Operation Process"	
	Developing Automated Operations	How to create projects		"Operation Guide" "Developing Automated Operation Processes"
				"Studio User's Guide" "Managing Projects"
		How to create process definitions		"Operation Guide" "Developing Automated Operation Processes"
				"Studio User's Guide" "Managing Process Definitions"
				"Reference Guide" "Reference for Operation Components"
		How to create operation components		"Operation Guide" "Developing Operation Components"
				"Studio User's Guide" "Managing Operation Components"
		How to create forms		"Studio User's Guide" "Using Forms"
				"Reference Guide" "Reference for QuickForm UI Widgets"
		How to debug processes that have been created	"Studio User's Guide" "Process Debugging"	
	Registering Automated	How to register Automated Operation	"Operation Guide" "Registering Automated Operation Process"	

Item		Overview	Location in Manual
	Operation Processes	Processes that have been developed	
	Testing Automated Operation Processes	How to test Automated Operation Processes that have been developed	"Operation Guide" "Testing an Automated Operation Process"

Settings/Operations

Check the Systemwalker Runbook settings/operations.

Item		Overview	Location in Manual
Executing Automated Operations	Schedule operations	How to execute Automated Operation Processes according to a schedule	"Operation Guide" "Scheduling Automated Operation Processes"
		How to check schedules	"Operation Guide" "Checking the Schedules of Automated Operation Processes"
	Starting Automated Processes	How to start Automated Processes from the Web console	"Operation Guide" "Starting an Automated Operation Process from the Web Console"
		How to start Automated Operation Processes when an event has occurred	"Operation Guide" "Starting an Automated Operation Process from an Event"
		How to start Automated Operation Processes using the REST interface	"Operation Guide" "Starting Automated Operation Processes from the REST Interface"
	Managing Automated Operations	Automated Operation Process Group	How to create and update Automated Operation Process Groups
Process definitions		How to manage process definitions	"Operation Guide" "Managing Process Definitions"
Operation components		How to manage operation components	"Operation Guide" "Managing Operation Components"
Schedules		How to manage Schedule Definitions	"Operation Guide" "Managing Schedule Definitions"
Email		How to set email notification	"Operation Guide" "Setting Up Email Notification"
Configuration Information Management	CI reference	CI reference method	"Operation Guide" "Configuration Management"
			"Reference Guide" "Configuration Item Format"
	CI registration/ update/deletion	How to register/update/ delete CIs	"Operation Guide" "Configuration Management"
			"Reference Guide" "Configuration Item Format"

Item		Overview	Location in Manual
Operations using templates	Templates	How to use operation templates for virtual environments	"Template Operator's Guide" "Operation Template for Virtual Environments"
		How to use templates to check server operations	"Template Operator's Guide" "Operation Confirmation Template"
		How to use templates to start/stop Web 3-tier systems	"Template Operator's Guide" "Web 3-Tier System Start and Stop Template"
		How to use templates for initial response when a problem has occurred	"Template Operator's Guide" "Problem Occurrence First Response Template"
		How to use templates to properly shutdown servers in an environment using VMware in an HA cluster configuration	"Template Operator's Guide" "VMware HA Operation Management Template"
		How to use templates to automatically obtain the target release and apply it to the business server.	"Template Operator's Guide" "Release Automation Template"
Operations using a cluster system	Cluster systems	How to perform operations using a cluster system	"Cluster Setup Guide" "Operation"
Checking and changing the various settings	Configuration files	How to check the various configuration files	"Reference Guide" "File Reference"
Using commands	Commands	How to execute the various commands	"Reference Guide" "Command Reference"

Maintenance

Check Systemwalker Runbook Automation maintenance.

Item		Overview	Location in Manual
Changing the installation environment		Changing the IP address and host name	"Installation Guide" "Changing the Environment for Systemwalker Runbook Automation"
		Adding/changing/deleting users	"Installation Guide" "Adding, Changing and Deleting Users"
Updates		Installing updates on the Management Server	"Installation Guide" "Applying Updates to the Management Server"
		Installing updates on the Linked Server/Relay Server	"Installation Guide" "Applying Updates to Linked Servers and Relay Servers"
		Installing updates on the Business Server	"Installation Guide" "Applying Updates to the Business Server"
		Installing updates on the development computer	"Installation Guide" "Applying Updates to the Development Computer"

Item	Overview	Location in Manual
Backup and Restore	Notes on backup and restore	"Installation Guide" "Backup and Restoration"
	Backup method	"Installation Guide" "Backing up Systemwalker Runbook Automation"
	Restore method	"Installation Guide" "Restoring Systemwalker Runbook Automation"
Responding to problems	How to collect the required resources when a problem occurs	"Troubleshooting Guide" "Collecting Investigation Data"
	The required response following the occurrence of a problem in the development environment	"Troubleshooting Guide" "Troubleshooting the Development Environment"
	The required response following the occurrence of a problem in the Web console	"Troubleshooting Guide" "Troubleshooting the Web Console"
	The required response following the occurrence of a problem during installation	"Troubleshooting Guide" "Troubleshooting the Installation/Setup"
	The required response following the occurrence of a problem during startup	"Troubleshooting Guide" "Troubleshooting the Startup"
	The required response following the occurrence of a problem in the operation component	"Troubleshooting Guide" "Troubleshooting the Automatic Execution"
	How to check the required response from a message	"Message Guide"
Upgrading	How to upgrade from previous version	"Installation Guide" "Upgrading from Previous Version/Level"

2.3 Related Manuals

This manual should be used in conjunction with the manuals listed below.

Manuals for the following products are bundled with Systemwalker Runbook Automation Media Pack (15.1.0).

- Interstage Application Server
- Interstage Business Process Manager
- Systemwalker Operation Manager

Additionally, refer to the related product manuals for the following related products.

- Systemwalker Centric Manager
- Cloud Infrastructure Management Software
- Systemwalker Software Configuration Manager
- ServerView Resource Orchestrator Cloud Edition

2.4 Operating System-specific Information

This document provides information that is common to both the Windows and Linux/Solaris. Read only the information that is relevant to the operating system being used.

Information relevant to a particular operating system is distinguished from common information as described below.

[Windows]

The content of the section and all sub-sections are specific to the Windows version.

[Linux]

The content of the section and all sub-sections are specific to the Linux version.

[Solaris]

The content of the section and all sub-sections are specific to the Solaris version.

If the information differs between the Windows, Linux and Solaris versions, the information is distinguished by adding the phrase "For Windows system, ..." or "For Linux system, ..." or "For Solaris, ...", and explained separately.

Regarding the messages that are listed in the *Systemwalker Runbook Automation Message Guide*, the symbol ([Windows], [Linux], [Solaris]) that appears at the start of the message identifies the operating system that the message is output to.

2.5 Symbols

Bold text

Window names, menu names, and window item names provided by Systemwalker Runbook Automation are written in bold text.

Symbols used in command descriptions

The symbols used in command descriptions are explained below.

Example

[PARA={ a b c . . . }]

Symbol meanings

Symbol	Meaning
[]	Items enclosed in square brackets are optional.
{ }	One of the alternative items enclosed in braces must be selected.
__	When all optional items enclosed in square brackets ([]) are omitted, the default value indicated by an underscore (_) is used.
	One of the items separated by vertical bars must be selected.
. . .	The item immediately preceding the ellipsis (...) can be specified repeatedly.

2.6 Note Types Used in this Document

The following note types are used in this document.



.....
This note type highlights particularly important points.
.....

 **Point**

.....
This note type highlights information that is worth remembering.
.....

 **Information**

.....
This note type indicates additional reference information.
.....

 **See**

.....
This note type indicates references to other sources.
.....